

DATA: 21/09/2022

40S64850000: 6SDN 12/10

## DATI POMPA E MOTORE

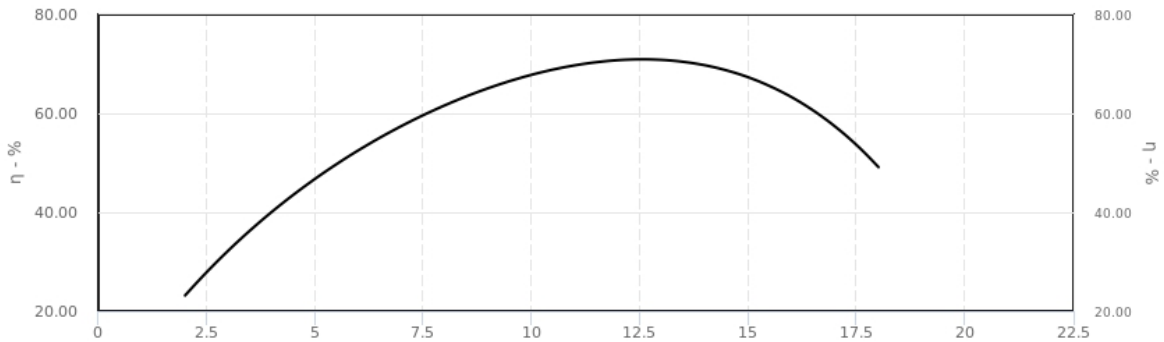
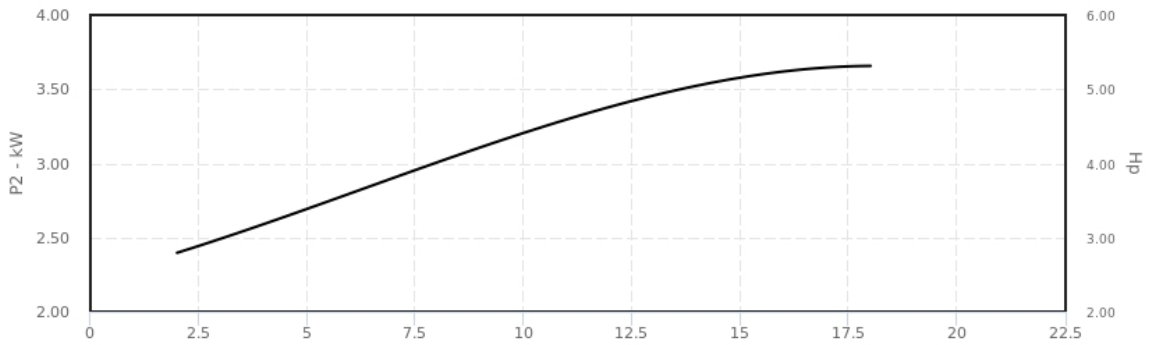
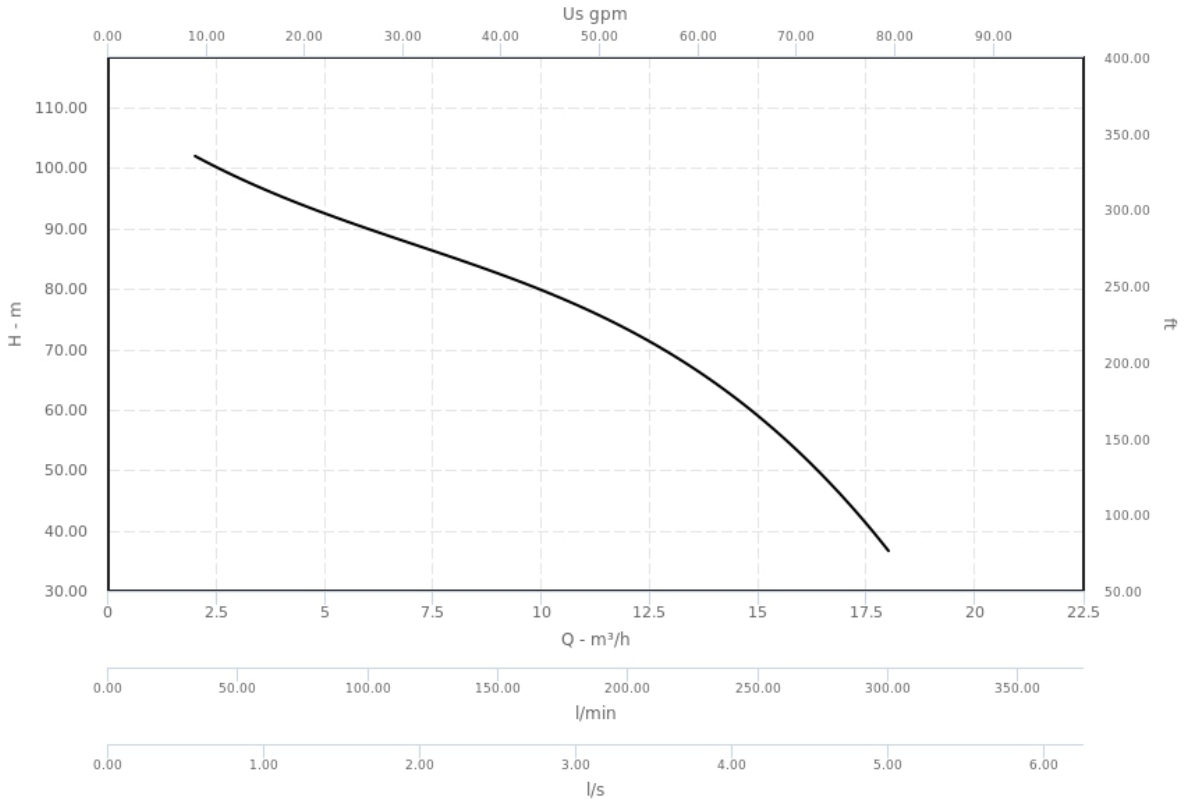
<b>n (rpm):</b>	2900	<b>Pn (HP):</b>	5.50
<b>H max (m):</b>	102.00	<b>Tipo motore:</b>	IM
<b>H min (m):</b>	37.00	<b>Fasi motore:</b>	3~
<b>Q min (mc/h):</b>	2.00	<b>fn (Hz):</b>	50
<b>Q max (mc/h):</b>	18.00	<b>Poli:</b>	2
<b>Pn (kW):</b>	4.00	<b>Peso (kg):</b>	14.670

## MATERIALI

<b>Camicia esterna:</b>	Acciaio inossidabile al Cr-Ni 1.4301 EN 10088 (AISI 304)	<b>Diffusore:</b>	Noryl PPO-GF20
<b>Corpo di mandata:</b>	Bronzo G-Cu Sn 10 EN 1982	<b>Albero:</b>	Acciaio inossidabile al Cr 1.4104 EN 10088 (AISI 430F)
<b>Lanterna aspirante:</b>	Bronzo G-Cu Sn 10 EN 1982	<b>Filtro:</b>	Acciaio al cromo 1.4104 EN 10088 (AISI 430F)
<b>Corpo stadio:</b>	Noryl PPO-GF20	<b>Bussola guida albero:</b>	NBR
<b>Girante:</b>	Noryl PPO-GF20	<b>Viti:</b>	Acciaio inossidabile al Cr-Ni 1.4301 EN 10088 (AISI 304)
<b>Anello tenuta girante:</b>	Acciaio inossidabile al Cr-Ni 1.4301 EN 10088 (AISI 304)		

DATA: 21/09/2022

**40S64850000: 6SDN 12/10**



DATA: 21/09/2022

**40S64850000: 6SDN 12/10****DIMENSIONI (MM)****dn2:** G 3"  
**f:** 715.00 mm  
**I4:** 6"  
**I5:** 147